


Look ahead!



ENGLISH

CRABster

CRAbster winch

Modular winch for efficient heavy load handling

CRAbster



- Loads up to 160 t
- Two frame sizes
- Available as a solo winch or with a crane kit
- Double girder trolley or fixed hoist
- True vertical lift – no horizontal hook movement
- Compact design
- Optimal approach dimensions
- Stepless crane and trolley travelling
- Ambient temperatures from -20 °C up to +40 °C



- **Precise and safe operation**

Hoist condition monitoring system NovaMaster as overload protection with strain gauge load measuring, hoisting frequency inverter with closed loop, hoisting motor with encoder, frequency inverter controlled travelling machineries

- **Optimal usage of space and equal wheel load distribution**

Compact design and optimal approach dimensions, no horizontal hook movement

- **Various design options**

Well thought-out construction based on standardized components, calculation support via CraneMaster software

- **Lower maintenance costs and short downtimes**


New hook block design with tilted sheaves for reduced rope wear, easy accessible central lubrication, just one type of hoisting motor, gear and frequency inverter per frame size

Advantage: highest possible efficiency and optimal usage of space



CRABster

Well thought-out technology and powerful components guarantee maximum safety and efficiency.




State-of-the-art electrics.

The CRABster winch is delivered complete with 6 control panels, all of which are pre-bolted and pre-wired accordingly. Standardised modules are used depending upon the performance features of the crane or of the individual winch. In the case of an individual winch, one control panel remains free for the individual equipment. The main components of the control panel are the frequency inverters for crane and trolley travelling, as well as lifting and lowering, the hoist condition monitoring system NovaMaster, the main contactor and the control transformer. There is also space for the optional radio remote control. Each control panel is equipped with 15W interior lighting. A 230V socket can be found on the narrow outer side of the standing unit.

Standard PLIOTEX cable markings guarantee the sustainable and quick overview of the wiring.

Stainless steel control panels, rain protection covers, heaters and air conditioning systems for operation in adverse conditions are available as optional extras.




Gentle inclination as standard.

The standard rope drive of our CRABster winch with its thought-out rope angles and tilted sheaves in the newly constructed hook block, ensures a considerably longer lifetime of the load rope and the sheaves. In addition, the rope guides are made of cast iron, which also has a positive effect on the service life. Maintenance costs and downtimes are noticeably reduced.

Due to the use of two ropes, CRABster lifts without horizontal hook movement. The low C-dimension is the result of the optimised headroom of the winch and enables the user to efficiently use space with respect to the lifting height. The innovative design of the CRABster makes access to the upper sheaves and the overload protection easier.

For loads up to 160t


CRAB



Central lubrication

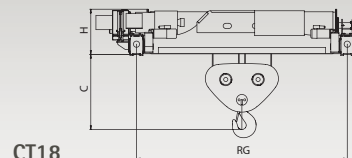


Free accessible pulleys and hook operated ultimate hoisting limit switch

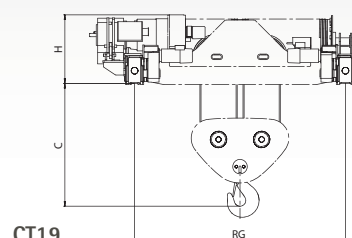


Hoisting motor with encoder

Type	Load	FEM	Lifting	ESR*	H	L	L1	L2	C (mm)			Lifting height (m)		
CT...	t	ISO	speed m/min	m/min	mm	mm	mm	mm	RG Rail gauge			RG Rail gauge		
									2400	3400	4200	2400	3400	4200
18-22	16	3m/M6	19.5	25	851	1842	921	921	1425	1335	1335	38.6	61.8	80.3
	20	2m/M5	14.4	25										
18-23	25	3m/M6	12.5	16.6	851	1842	921	921	1395	1215	1335	25.7	41.2	53.6
	32	2m/M5	8.8	16.6										
18-24	32	3m/M6	9	15	851	1842	906	936	1395	1215	1215	19.3	30.9	40.2
	50	1Bm/M3	6.4	12										
18-25	40	3m/M6	7	12	923	1917	929	989	1520	1340	1340	15.4	24.7	32.1
	63	1Bm/M3	5	9.6										
18-26	50	3m/M6	6	10.6	923	1917	909	1009	1520	1340	1340	12.9	20.6	26.8
	75	1Bm/M3	4	8.2										
18-28	80	2m/M5	3.6	6.1	923	1917	874	1044	1586	1406	1406	9.7	15.4	20.1
	100	1Bm/M3	3.2	6.1										



CT18



CT19

Standard equipment:

- Robust rope guides made of cast iron
- Central lubrication
- 4-step gear limit switch
- Additional safeguard by hook operated ultimate hoisting limit switch
- Hoist condition monitoring system NovaMaster
- 2-step trolley travel limit switch
- Frequency inverter for travelling machineries
- Hoisting inverter with closed loop technology, hoisting motor with encoder
- Hoisting and travel motors with disk brakes
- Thermal protection for hoisting and travel motors
- High duty time for both frame sizes
- "Ready to use" bridge panels
- PLIOTEX type wire marking
- Bridge panels with inner light, 230V plug outside
- Horn 108 dB
- IP55 protection
- Epoxy paint, 120 µm

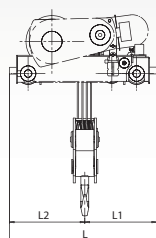
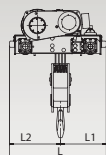
ster



Trolley travelling motor



Hoist cubicle




Type CT...	Load t	FEM ISO	Lifting speed m/min	ESR* m/min	H mm	L mm	L1 mm	L2 mm	C (mm) RG Rail gauge				Lifting height (m) RG Rail gauge			
									2700	3400	4200	5300	2700	3400	4200	5300
19-22	25	3m/M6	20	25.1	1045	2178	1134	1044	1895	1585	1585	1735	42.6	59	77.8	104
	32	2m/M5	14.4	25.1												
19-23	40	3m/M6	12.8	16.7	1045	2178	1114	1064	1865	1465	1585	1585	28.4	39.4	51.8	69
	50	2m/M5	9	16.7												
19-24	50	3m/M6	9	15	1045	2178	1074	1104	1865	1465	1465	1585	21.3	29.5	38.9	51.8
	80	1Bm/M3	6.4	12												
19-25	63	3m/M6	7	12	1045	2178	1064	1114	1930	1530	1530	1530	17.0	23.6	31.1	41.4
	100	1Bm/M3	5	9.6												
19-26	80	3m/M6	6.3	8.3	1113	2417	1164	1254	1980	1635	1635	1635	14.2	19.7	25.9	34.5
	125	1Bm/M3	4	8.3												
19-28	125	2m/M5	3.6	6	1113	2417	1126	1292	2065	1720	1720	1720	10.6	14.8	19.4	25.9
	160	1Bm/M3	3.2	6												

* ESR = faster lifting speed with light loads, maximum ESR speed with 20% load

Options:

- Radio remote control
- Maintenance platform
- ESR overspeed for faster lifting speeds with lower loads
- Second hoisting brake
- Ramshorn hook
- Rope pressure roller
- Guide rollers for trolley frame
- Standby heating for bridge panels and motors
- Air condition for bridge panels
- Stainless steel bridge panel
- Rain protection cover
- Crane light
- Horn, 120 dB
- Derailment catches and storm lock for hoist and crane

Look ahead!



ENGLISH

SWF Krantechnik GmbH

Postfach 310410
D-68264 Mannheim
Germany

Boehringer Str. 4
D-68307 Mannheim
Germany

Phone +49(0)621.78990-0
Fax +49(0)621.78990-100

info.de@swfkrantechnik.com
www.swfkrantechnik.com